

Scaled data based on original data using
LM-79-08 Approved Method: Electrical and Photometric Measurements of Solid-
State Lighting Products

Test Report Prepared for
Cooper Lighting Solutions
(formerly Eaton)

Brand: McGRAW-EDISON

Report Number: P270220

Luminaire Tested: **GWC-AF-02-LED-E1-SLL-7027-1200**

Issue Date: 3/3/2020

Test Information

Test Method: LM-79-08
Report Number: P270220
TEST IS SCALED FROM IESNA LM-79-08 TEST DATA (P24296)
Test Lab: INNOVATION CENTER P2
Issue Date: 3/3/2020
Manufacturer: COOPER LIGHTING SOLUTIONS (FORMERLY EATON)
Product Line: MCGRAW-EDISON
Catalog Number: GWC-AF-02-LED-E1-SLL-7027-1200
Description: GALLEON WALL LUMINAIRE
(2) 70 CRI, 2700K, 1200mA LIGHTSQUARES WITH 16 LEDS EACH AND SPILL LIGHT ELIMINATOR LEFT OPTICS
Light Source: -
Ballast/Driver: ELECTRONIC DRIVER

Summary

Lumens per Lamp: N/A
Luminaire Lumens: 10404.7 lumens
Efficiency: N/A
Efficacy: 80.7 lumens/watt
Luminous Opening: Rectangular (W 1' x L: 0.5' x H: 0')
IES Classification: Type IV - Short - Non-Cutoff
BUG Rating: B1 - U0 - G3

Input Watts (W): 129
Input Voltage (V): NR
Input Current (Ain): NR
Voltage Rise (V): NR
Power Factor: NR
Total Harmonic Distortion (THDi): NR
Frequency (hertz): 60
Stabilization Time: NR
Operation Time: NR
Ambient Temperature (°C): NR
Test Distance: 25 FT

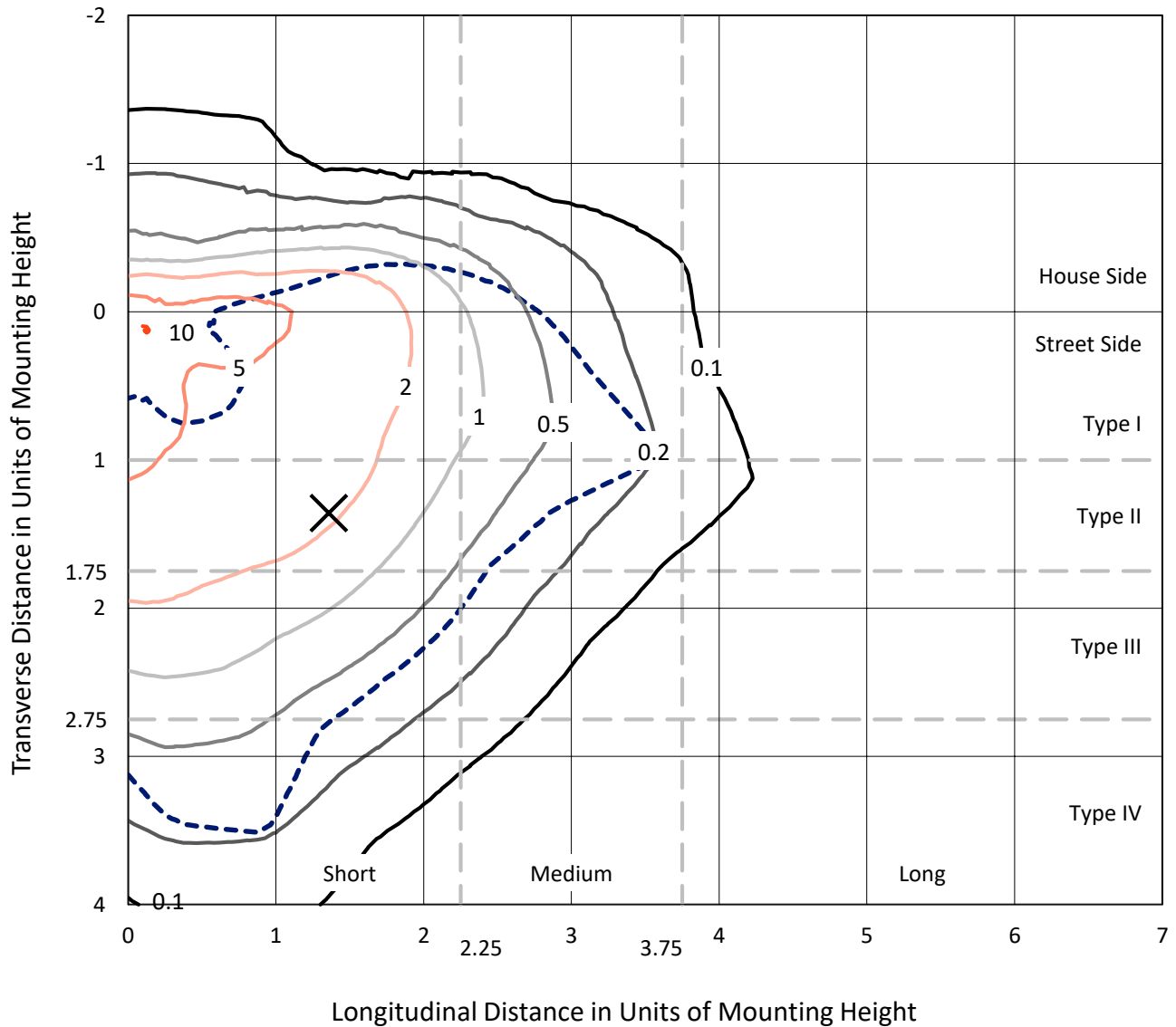


REPORT NUMBER: P270220

CATALOG NUMBER: GWC-AF-02-LED-E1-SLL-7027-1200

Iso-Footcandle Lines of Horizontal Illumination

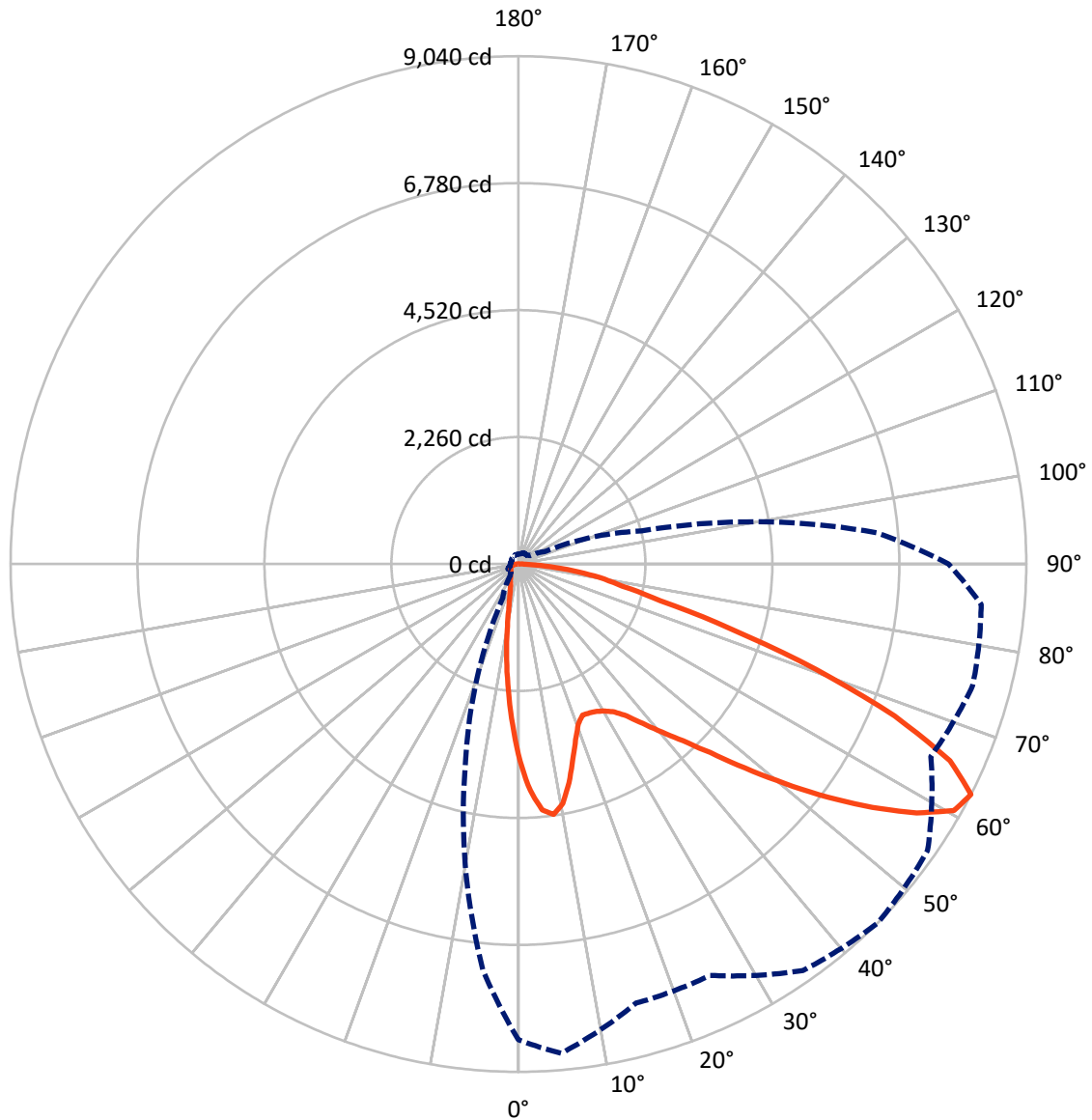
× Max cd
 - - - 1/2 Max cd



Based on 20 foot mounting height. Maximum calculated value = 10.3 fc
 Type IV - Short - Non-Cutoff

REPORT NUMBER: P270220
CATALOG NUMBER: GWC-AF-02-LED-E1-SLL-7027-1200

Luminous Intensity Polar Plot



— Vertical Plane Through 45-Deg Lateral - - - Horizontal Cone Through 62.5-Deg Vertical

REPORT NUMBER: P270220

CATALOG NUMBER: GWC-AF-02-LED-E1-SLL-7027-1200

FLUX DISTRIBUTION:

		Downward	Upward	Total
House Side	Lumens	1721.8	0.0	1721.8
	% Fixture	16.5	0.0	16.5
Street Side	Lumens	8682.8	0.0	8682.8
	% Fixture	83.5	0.0	83.5
Total	Lumens	10404.7	0.0	10404.7
	% Fixture	100.0	0.0	100.0

ZONAL LUMENS:

Zone	Lumens	% Fixture
0°-10°	255.9	2.5
10°-20°	469.2	4.5
20°-30°	684.2	6.6
30°-40°	1053.7	10.1
40°-50°	1550.8	14.9
50°-60°	2274.6	21.9
60°-70°	2542.7	24.4
70°-80°	1244.9	12.0
80°-90°	328.7	3.2
90°-100°	0.0	0.0
100°-110°	0.0	0.0
110°-120°	0.0	0.0
120°-130°	0.0	0.0
130°-140°	0.0	0.0
140°-150°	0.0	0.0
150°-160°	0.0	0.0
160°-170°	0.0	0.0
170°-180°	0.0	0.0
0°-90°	10404.7	100.0
0°-180°	10404.7	100.0

Coefficient of Utilization



REPORT NUMBER: P270220

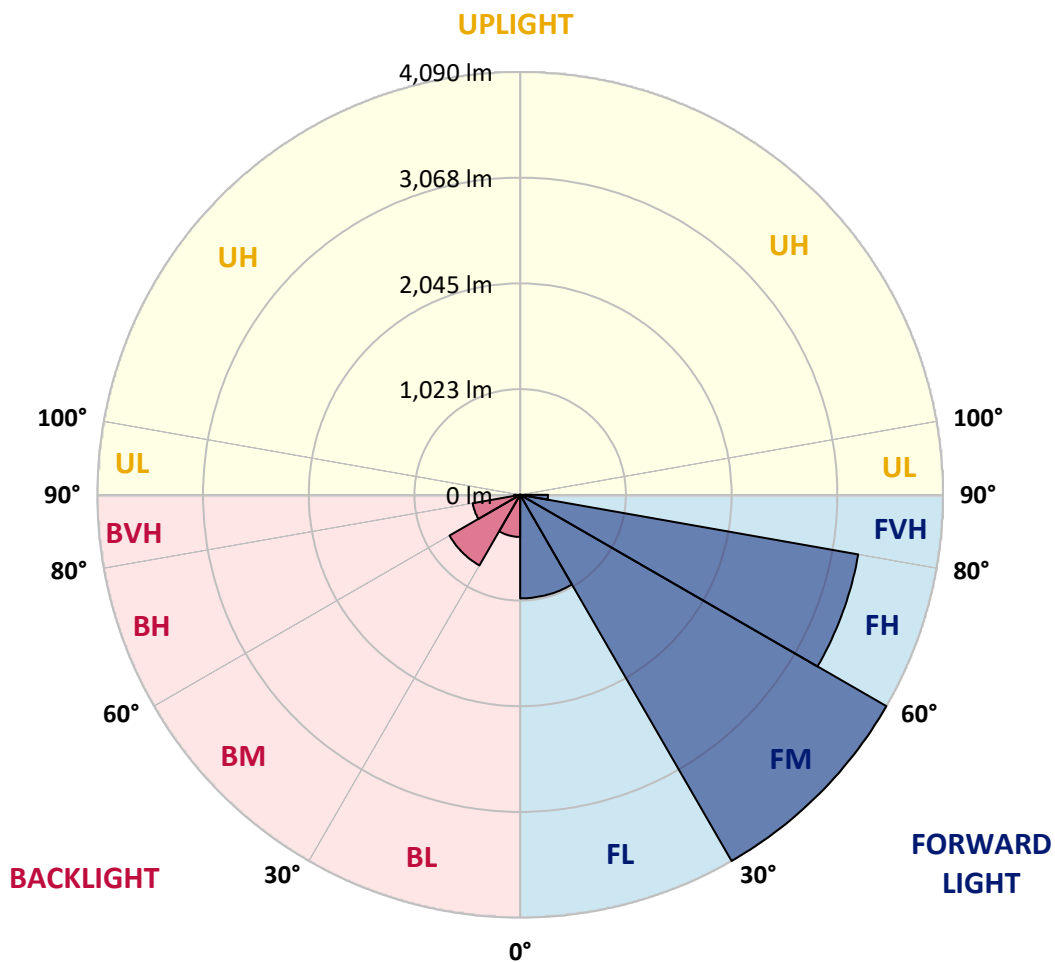
CATALOG NUMBER: GWC-AF-02-LED-E1-SLL-7027-1200

LUMINAIRE CLASSIFICATION SYSTEM LUMEN TABLE AND BUG RATING:

Zone		Lumens	% Fixture	Zone Rating/Lumen Limit		
				B	U	G
FL	(0°-30°)	1001.9	9.6			
FM	(30°-60°)	4090.2	39.3			
FH	(60°-80°)	3320.8	31.9			G2/5000
FVH	(80°-90°)	269.9	2.6			G3/500
BL	(0°-30°)	407.4	3.9	B1/500		
BM	(30°-60°)	788.9	7.6	B1/1000		
BH	(60°-80°)	466.8	4.5	B1/500		G1/500
BVH	(80°-90°)	58.7	0.6			G1/100
UL	(90°-100°)	0.0	0.0		U0/0	
UH	(100°-180°)	0.0	0.0		U0/0	

BUG Rating: B1-U0-G3

Type IV Short





REPORT NUMBER: P270220

CATALOG NUMBER: GWC-AF-02-LED-E1-SLL-7027-1200

CANDELA DISTRIBUTION (FULL):

	0°	5°	15°	25°	35°	45°	55°	65°	75°	85°	90°
0°	3515.2	3515.2	3515.2	3515.2	3515.2	3515.2	3515.2	3515.2	3515.2	3515.2	3515.2
2.5°	3652.5	3710.9	3824.8	3910.0	4013.4	4037.4	4070.6	4038.1	3980.3	3903.7	3878.4
5°	3434.6	3559.4	3835.6	4078.7	4294.8	4395.4	4423.6	4340.6	4173.0	3952.8	3818.3
7.5°	3085.1	3262.5	3636.5	3994.6	4313.1	4501.3	4496.7	4304.0	3995.8	3637.1	3421.5
10°	2783.8	2986.1	3415.1	3815.6	4153.6	4335.9	4265.7	4019.1	3651.4	3238.4	3004.6
12.5°	2615.0	2813.5	3248.7	3650.8	3933.4	3996.3	3942.5	3701.1	3354.5	2937.0	2732.3
15°	2585.9	2803.7	3182.3	3509.6	3668.0	3613.1	3549.1	3440.9	3196.1	2839.8	2626.5
17.5°	2712.3	2952.5	3258.4	3411.1	3384.3	3288.8	3270.5	3282.4	3223.6	2947.9	2701.9
20°	2954.7	3243.1	3439.8	3364.8	3168.6	3037.1	3041.8	3225.3	3399.7	3221.9	2941.1
22.5°	3295.1	3623.9	3701.1	3389.5	3077.8	2921.6	2959.3	3256.7	3680.5	3622.2	3263.6
25°	3735.4	4035.1	3979.8	3478.6	3086.8	2935.9	2966.2	3365.4	4012.3	4022.6	3662.7
27.5°	4162.1	4440.1	4213.6	3597.1	3124.7	2969.5	3009.6	3536.4	4329.1	4457.3	4119.3
30°	4494.9	4688.3	4306.3	3705.1	3199.0	3035.5	3085.1	3699.0	4473.3	4750.6	4470.4
32.5°	4770.7	4909.6	4453.8	3838.9	3335.6	3138.9	3226.4	3896.2	4680.9	5029.8	4814.1
35°	5123.0	5162.5	4637.4	3988.3	3546.7	3319.1	3427.8	4089.5	4878.9	5311.8	5152.8
37.5°	5536.0	5485.1	4810.8	4192.5	3819.6	3601.0	3690.9	4301.8	5041.8	5631.6	5498.9
40°	5944.4	5821.9	5028.2	4509.3	4217.6	3933.4	4039.8	4528.1	5194.0	5951.8	5836.8
42.5°	6291.5	6110.2	5242.6	4857.7	4588.3	4299.9	4426.9	4756.4	5339.3	6225.3	6130.3
45°	6548.4	6323.0	5446.8	5192.3	5099.0	4787.2	4847.3	5017.8	5496.5	6453.5	6371.6
47.5°	6777.7	6537.0	5677.8	5529.6	5545.7	5421.0	5324.3	5322.1	5681.9	6639.9	6599.8
50°	7084.8	6833.8	5926.1	5877.5	6216.0	6133.1	5919.8	5677.3	5916.3	6851.6	6846.9
52.5°	7508.2	7303.8	6229.1	6252.2	6841.9	6896.1	6631.8	6104.0	6283.6	7239.9	7212.4
55°	8008.6	7889.6	6642.2	6682.9	7609.4	7648.2	7385.8	6637.5	6823.4	7802.0	7726.1
57.5°	8399.2	8374.1	7095.2	7199.8	8182.4	8357.6	8116.0	7255.3	7432.0	8275.6	8084.7
60°	8554.7	8676.5	7577.4	7721.4	8712.7	8906.5	8695.0	7798.0	7971.4	8471.8	8060.0
62.5°	8470.7	8742.9	8090.9	8078.9	8831.1	9039.9	8891.2	8100.0	8371.1	8269.3	7652.2
65°	8082.4	8504.4	8388.9	7986.8	8426.1	8443.3	8395.2	7965.1	8465.5	7629.3	6864.0
67.5°	7236.4	7843.8	7996.5	7197.5	7333.7	7222.2	7141.4	7226.1	7973.6	6670.2	5768.7
70°	5894.0	6808.1	6881.2	5756.8	5695.1	5620.1	5459.4	5924.3	7003.0	5466.7	4577.5
72.5°	4333.8	5294.6	5519.4	4222.3	3936.3	3951.6	3824.8	4464.8	5693.8	4060.9	3417.4
75°	2965.0	3833.8	4318.3	2946.3	2603.0	2609.2	2593.2	3163.6	4535.1	2824.9	2557.3
77.5°	2166.1	2739.1	3256.7	1980.8	1922.9	1887.5	1878.8	2213.5	3476.9	2051.0	1985.9
80°	1738.2	2023.6	2187.7	1372.7	1476.3	1473.4	1425.9	1522.0	2270.6	1500.3	1485.3
82.5°	1205.6	1555.1	1772.4	1075.9	996.4	979.8	991.2	1133.7	1604.9	1025.5	975.2
85°	636.0	1033.0	1755.4	953.5	591.4	471.9	586.9	928.3	1390.4	543.4	475.8
87.5°	81.2	298.5	1162.2	380.3	233.4	125.9	278.6	522.8	892.8	111.0	96.7
90°	0.0	0.0	0.0	0.0	0.0	0.0	0.0	0.0	0.0	0.0	0.0



REPORT NUMBER: P270220

CATALOG NUMBER: GWC-AF-02-LED-E1-SLL-7027-1200

CANDELA DISTRIBUTION (continued):

	95°	105°	115°	125°	135°	145°	155°	165°	175°	180°	185°
0°	3515.2	3515.2	3515.2	3515.2	3515.2	3515.2	3515.2	3515.2	3515.2	3515.2	3515.2
2.5°	3813.8	3737.8	3638.2	3546.1	3450.6	3355.7	3231.6	3153.8	3100.1	3089.7	3066.9
5°	3721.1	3468.4	3277.3	3112.0	2962.3	2750.6	2633.3	2536.1	2484.1	2478.9	2466.2
7.5°	3293.9	2945.1	2687.1	2453.1	2240.9	2070.0	1881.2	1793.0	1757.1	1765.7	1774.2
10°	2849.6	2459.4	2163.2	1924.1	1737.1	1593.0	1441.3	1339.0	1268.0	1253.8	1250.9
12.5°	2524.6	2096.9	1809.0	1640.3	1495.7	1360.2	1199.3	1078.8	986.6	955.2	934.0
15°	2387.3	1919.5	1618.0	1436.2	1276.6	1104.5	955.2	828.7	744.2	716.7	701.2
17.5°	2416.5	1870.4	1486.5	1253.8	1049.5	870.0	681.8	573.7	522.8	509.6	509.6
20°	2569.8	1861.2	1377.8	1085.6	831.0	622.9	468.5	406.7	390.0	388.3	393.0
22.5°	2784.8	1893.2	1296.7	939.7	645.7	454.7	364.9	342.1	334.6	336.3	341.4
25°	3105.3	2001.2	1237.8	809.9	506.7	372.3	325.5	311.7	308.3	312.9	319.2
27.5°	3485.0	2109.4	1201.2	712.0	427.9	340.3	309.5	295.2	297.3	303.2	308.8
30°	3818.3	2198.1	1143.4	642.3	403.2	342.1	309.5	290.1	287.6	288.9	290.5
32.5°	4117.6	2258.1	1075.9	576.0	347.7	303.6	288.9	286.0	273.4	268.9	269.4
35°	4375.5	2258.1	1035.2	537.0	311.7	269.4	245.3	231.0	224.8	225.4	231.7
37.5°	4624.3	2213.0	1015.3	515.4	292.3	256.2	235.0	222.5	213.8	212.2	213.3
40°	4843.9	2147.0	992.4	506.1	277.3	248.2	228.2	217.8	208.8	205.9	206.5
42.5°	5020.1	2093.9	967.1	494.2	268.2	242.5	223.7	214.4	204.2	201.3	200.7
45°	5210.6	2076.3	934.0	470.2	272.8	243.1	222.5	212.8	202.5	199.1	197.8
47.5°	5461.6	2131.7	899.7	441.5	282.5	246.0	224.1	212.8	201.8	199.1	197.8
50°	5778.0	2262.1	856.3	399.7	272.8	254.0	223.7	211.0	201.8	199.1	196.8
52.5°	6184.0	2438.3	799.0	351.7	267.1	273.4	222.5	207.6	199.1	195.0	191.0
55°	6677.6	2582.4	731.0	312.3	254.0	268.2	220.8	203.6	194.5	188.7	185.3
57.5°	7039.1	2634.5	643.5	286.6	235.6	259.7	218.5	198.4	188.7	184.2	179.7
60°	6967.7	2533.8	569.6	270.5	224.8	234.5	216.9	193.9	183.7	180.2	176.2
62.5°	6395.0	2270.6	522.3	263.2	217.8	213.8	218.5	189.4	179.0	175.6	174.5
65°	5536.6	1882.3	503.3	261.3	212.2	201.8	203.0	184.2	173.9	170.9	169.9
67.5°	4567.2	1519.2	486.7	267.1	204.8	193.3	187.6	177.3	168.7	165.8	163.6
70°	3601.7	1263.5	479.2	263.7	195.7	184.7	178.5	169.9	162.5	159.5	157.8
72.5°	2900.4	1067.2	475.4	260.2	183.7	173.4	167.5	160.2	152.2	150.9	149.3
75°	2454.3	839.0	435.3	249.4	169.9	159.5	155.5	148.7	140.8	140.8	139.5
77.5°	1893.2	606.9	362.0	220.8	155.5	144.2	140.8	135.6	126.4	128.1	127.6
80°	1398.4	395.9	283.1	183.1	137.8	127.0	125.3	120.2	110.4	112.6	112.6
82.5°	958.0	259.7	203.6	149.8	117.8	107.5	107.5	102.3	91.4	92.6	96.1
85°	481.0	178.5	152.2	116.2	91.4	86.3	86.3	82.4	71.4	72.0	76.6
87.5°	146.5	107.5	100.7	83.0	65.8	64.7	61.8	58.8	52.0	51.5	54.3
90°	0.0	0.0	0.0	0.0	0.0	0.0	0.0	0.0	0.0	0.0	0.0



REPORT NUMBER: P270220

CATALOG NUMBER: GWC-AF-02-LED-E1-SLL-7027-1200

CANDELA DISTRIBUTION (continued):

	195°	205°	215°	225°	235°	245°	255°	265°	270°	275°	285°
0°	3515.2	3515.2	3515.2	3515.2	3515.2	3515.2	3515.2	3515.2	3515.2	3515.2	3515.2
2.5°	3032.0	2999.4	2959.8	2873.0	2843.8	2842.1	2868.4	2840.9	2893.5	2871.3	2895.9
5°	2445.1	2413.0	2369.1	2258.1	2190.5	2144.9	2123.1	2059.1	2105.4	2071.6	2099.7
7.5°	1798.2	1805.7	1776.5	1711.4	1564.3	1490.5	1447.1	1408.2	1441.9	1438.5	1492.3
10°	1264.0	1284.0	1263.5	1197.7	1078.8	1038.1	1046.2	1061.5	1105.6	1128.5	1211.5
12.5°	910.1	908.8	895.7	836.9	758.3	763.0	795.5	822.5	863.1	887.0	971.7
15°	679.5	669.1	663.5	615.3	570.9	580.6	596.6	599.3	625.1	639.5	708.0
17.5°	513.7	518.9	525.1	490.7	457.0	450.7	438.2	422.7	430.1	433.0	467.3
20°	407.8	428.4	443.9	419.8	385.6	367.1	351.1	340.8	340.8	340.3	350.0
22.5°	356.4	371.2	387.8	371.2	340.3	324.3	315.1	307.1	306.1	306.1	315.1
25°	328.3	339.2	355.2	343.7	320.9	308.8	300.3	290.1	286.0	284.9	291.1
27.5°	314.5	319.2	327.2	316.8	297.3	291.7	289.4	280.2	275.2	272.2	278.6
30°	291.1	290.1	290.5	280.2	264.8	264.2	268.2	270.0	268.2	267.6	277.3
32.5°	269.4	267.1	266.5	257.4	243.1	239.7	243.1	246.6	250.4	256.2	267.6
35°	242.0	247.7	251.0	243.1	226.0	215.7	211.6	205.4	201.8	201.8	215.1
37.5°	220.3	233.4	238.5	231.0	212.2	197.8	191.0	189.9	190.5	192.7	205.4
40°	212.8	222.5	227.1	219.6	200.7	187.6	183.7	182.4	183.7	187.0	199.7
42.5°	208.1	215.1	214.4	205.4	189.9	180.6	178.5	177.3	178.5	181.8	195.7
45°	204.2	208.8	204.2	193.3	179.0	174.5	175.0	174.5	175.6	179.0	192.1
47.5°	200.7	202.5	196.8	185.9	170.9	169.9	172.1	173.9	175.0	177.9	191.6
50°	195.7	195.7	190.5	179.0	164.1	164.7	167.5	171.5	172.1	175.6	186.5
52.5°	189.4	188.7	185.3	174.5	158.5	160.2	160.2	164.7	165.8	169.9	181.3
55°	184.2	183.1	181.3	170.9	153.3	156.1	154.4	156.1	159.0	163.0	175.6
57.5°	179.7	177.3	177.3	168.2	149.3	150.5	146.5	148.7	152.2	155.5	168.7
60°	175.0	172.7	173.9	164.1	143.0	141.8	140.1	144.6	145.9	149.8	163.0
62.5°	169.9	168.2	168.7	159.5	138.3	135.6	135.6	139.5	140.1	145.9	158.5
65°	165.8	163.6	163.0	155.0	133.3	129.8	131.5	133.3	134.3	140.1	152.2
67.5°	161.9	157.4	157.4	150.9	127.6	124.1	127.6	127.0	128.6	133.8	143.5
70°	156.8	150.5	150.9	148.1	121.8	117.8	120.7	120.2	121.2	124.7	134.3
72.5°	148.7	143.5	144.6	143.5	116.2	110.4	111.5	111.5	111.5	114.4	124.7
75°	138.3	134.3	137.8	140.8	109.2	101.1	102.3	102.3	100.7	102.3	115.0
77.5°	125.9	123.5	134.9	131.1	101.1	91.4	91.4	90.4	87.0	89.2	102.9
80°	112.1	110.4	124.7	109.9	92.0	79.5	78.3	75.5	72.0	73.8	87.6
82.5°	97.8	96.1	104.7	84.1	79.5	65.8	62.9	57.9	54.3	56.1	68.6
85°	80.0	80.0	80.7	63.5	60.6	50.3	46.9	40.1	36.0	37.2	49.1
87.5°	57.2	58.8	54.3	43.5	36.0	28.0	25.7	21.6	18.2	21.2	25.7
90°	0.0	0.0	0.0	0.0	0.0	0.0	0.0	0.0	0.0	0.0	0.0



REPORT NUMBER: P270220

CATALOG NUMBER: GWC-AF-02-LED-E1-SLL-7027-1200

CANDELA DISTRIBUTION (continued):

	295°	305°	315°	325°	335°	345°	355°	360°
0°	3515.2	3515.2	3515.2	3515.2	3515.2	3515.2	3515.2	3515.2
2.5°	3021.7	3084.6	3156.0	3247.6	3326.0	3454.6	3578.2	3652.5
5°	2259.2	2363.9	2494.4	2661.9	2818.1	3052.5	3285.3	3434.6
7.5°	1616.9	1729.1	1869.7	2079.0	2299.8	2598.9	2906.6	3085.1
10°	1337.8	1452.7	1571.1	1712.4	1893.2	2218.6	2582.4	2783.8
12.5°	1106.7	1229.7	1357.2	1506.0	1673.5	1964.1	2383.4	2615.0
15°	847.1	984.4	1134.7	1322.9	1532.9	1868.6	2334.2	2585.9
17.5°	580.6	733.8	918.5	1150.8	1407.6	1837.8	2422.3	2712.3
20°	399.7	511.3	708.7	980.9	1289.7	1833.7	2591.5	2954.7
22.5°	334.6	384.4	528.6	824.7	1201.2	1882.8	2854.1	3295.1
25°	309.5	339.2	422.2	689.2	1136.4	1996.2	3215.6	3735.4
27.5°	294.6	321.5	383.1	600.5	1085.6	2127.6	3567.3	4162.1
30°	300.3	327.7	372.3	555.4	1016.3	2237.5	3879.6	4494.9
32.5°	270.5	282.5	319.2	515.4	966.5	2329.6	4153.0	4770.7
35°	230.4	251.6	284.9	496.5	967.7	2391.4	4451.0	5123.0
37.5°	219.6	240.7	264.8	489.5	980.9	2457.1	4793.0	5536.0
40°	212.8	232.2	252.9	485.7	993.4	2517.2	5128.2	5944.4
42.5°	208.1	226.0	251.6	471.9	999.8	2570.9	5403.8	6291.5
45°	207.6	226.0	256.2	458.1	1009.5	2628.7	5635.0	6548.4
47.5°	208.1	233.4	247.7	441.5	1009.5	2725.4	5906.0	6777.7
50°	205.9	246.0	238.5	418.2	986.1	2908.4	6277.9	7084.8
52.5°	204.8	244.2	220.8	382.0	945.5	3199.0	6754.3	7508.2
55°	201.8	235.6	208.1	328.3	897.9	3515.8	7264.5	8008.6
57.5°	199.1	208.8	201.3	281.3	824.7	3738.8	7615.7	8399.2
60°	223.0	182.4	195.7	258.5	727.0	3800.1	7601.8	8554.7
62.5°	206.5	170.9	188.1	253.4	658.3	3628.6	7250.7	8470.7
65°	161.9	163.6	180.6	268.2	640.0	3173.8	6628.5	8082.4
67.5°	148.1	156.1	173.4	287.1	641.7	2541.2	5698.5	7236.4
70°	139.5	148.1	164.7	296.8	646.3	1894.3	4505.3	5894.0
72.5°	129.8	137.4	155.0	298.5	616.5	1376.2	3472.4	4333.8
75°	118.3	125.3	141.3	260.2	510.7	954.5	2656.2	2965.0
77.5°	105.2	110.4	124.1	200.7	379.3	610.8	1993.9	2166.1
80°	89.8	92.6	104.2	147.1	259.7	382.0	1577.5	1738.2
82.5°	72.0	73.2	80.7	110.4	168.7	245.3	1056.3	1205.6
85°	50.9	50.9	55.4	80.0	115.0	155.5	573.7	636.0
87.5°	24.1	24.7	24.7	44.0	60.0	79.0	132.1	81.2
90°	0.0	0.0	0.0	0.0	0.0	0.0	0.0	0.0

(END OF REPORT)